

Sobhagya Mercantile Limited

CIN NO: L45100MH1983PLC031671

B-61, Floor 6, Plot No. 210 B Wing Mittal Tower Free Press Journal Marg, Nariman Point, Mumbai- 400 021.
Tel no:022-22882125, Email Id: sobhagyamercantile9@gmail.com Website:www.sobhagyamercantile.com
Audited Standalone Financial Results for the Quarter & Year ended 31st March, 2021

(Rs. In Lacs)


Particulars	Quarter ended			Year ended	
	Audited 31.03.21	Unaudited 31.12.20	Audited 31.03.20	Audited 31.3.21	Audited 31.3.20
(1) ASSETS					
Non-current assets					
(a) Property, Plant and Equipment	174.46	173.46	131.37	174.46	131.37
(b) Capital work-in-progress	0.00	0.00	0.00	0.00	0.00
(c) Investment Property	0.00	0.00	0.00	0.00	0.00
(d) Goodwill	0.00	0.00	0.00	0.00	0.00
(e) Other Intangible assets	0.00	0.00	0.00	0.00	0.00
(f) Intangible assets under development	0.00	0.00	0.00	0.00	0.00
(g) Biological Assets other than bearer plants	0.00	0.00	0.00	0.00	0.00
(h) Financial Assets	0.00	0.00	0.00	0.00	0.00
(i) Investments	1272.12	1221.13	960.66	1272.12	960.66
(ii) Trade receivables	0.00	0.00	0.00	0.00	0.00
(iii) Loans & Advances	14.52	36.10	23.83	14.52	23.83
(iv) Others -deposits	0.00	0.00	0.00	0.00	0.00
(i) Deferred tax assets (net)	0.00	0.00	0.00	0.00	0.00
(j) Other non-current assets	0.00	0.00	0.00	0.00	0.00
(2) Current assets					
(a) Inventories	6.40	0.23	0.18	6.40	0.18
(b) Financial Assets					
(i) Investments	0.00	0.00	0.00	0.00	0.00
(ii) Trade receivables	1496.92	1060.60	311.57	1496.92	311.57
(iii) Cash and cash equivalents	191.84	17.01	5.67	191.84	5.67
(iv) Bank balances other than (iii) above	0.00	0.00	0.00	0.00	0.00
(v) Loans	0.00	0.00	0.00	0.00	0.00
(vi) Others (GST input)	110.74	104.12	0.00	110.74	0.00
(c) Current Tax Assets (Net)	0.00	0.62	0.62	0.00	0.62
(d) Other current assets	229.73	146.23	43.18	229.73	43.18
Total Assets	3496.72	2759.51	1477.09	3496.72	1477.09
EQUITY AND LIABILITIES					
Equity					
(a) Equity Share capital	24.00	24.00	24.00	24.00	24.00
(b) Other Equity	1364.06	1307.50	569.76	1364.06	569.76
LIABILITIES					
Non-current liabilities					
(a) Financial Liabilities					
(i) Borrowings	56.31	18.47	25.55	56.31	25.55
(ii) Trade payables	0.00	0.00	0.00	0.00	0.00
(iii) Other financial liabilities (other than those specified in item (b), to be specified)	0.00	0.00	0.00	0.00	0.00
(b) Provisions	0.00	0.00	0.00	0.00	0.00
(c) Deferred tax liabilities (Net)	3.14	0.48	0.48	3.14	0.48
(d) Other non-current liabilities	0.00	0.00	0.00	0.00	0.00
Current liabilities					
(a) Financial Liabilities					
(i) Borrowings	602.65	151.90	512.30	602.65	512.30
(ii) Trade payables	1236.92	1131.83	272.16	1236.92	272.16
(iii) Other financial liabilities (other than those specified in item (c))	0.00	0.00	0.00	0.00	0.00
(b) Other current liabilities	75.71	16.96	38.01	75.71	38.01
(c) Provisions	133.92	108.39	34.83	133.92	34.83
(d) Current Tax Liabilities (Net)	0.00	0.00	0.00	0.00	0.00
Total Equity and Liabilities	3496.72	2759.51	1477.09	3496.72	1477.09


0.0

For and on behalf of the board of Directors

SOBHAGYA MERCANTILE LIMITED Sobhagya Mercantile Limited



Place :Nagpur
Date : 30.06.2021


Shrikant Bhangdiya
MANAGING DIRECTOR
DIN: 02628216


Sonal Bhangdiya
Director
DIN:03416775

Directo



Sobhaygya Mercantile Limited CIN NO: L45100MH1983PLC031671 B-61, Floor 6, Plot No. 210 B Wing Mittal Tower Free Press Journal Marg, Nariman Point, Mumbai- 400 021. Tel no: 022-22882125, Email Id: sobhaygyamercantile9@gmail.com Website: www.sobhaygyamercantile.com Audited Standalone Financial Results for the Quarter & Year ended 31st March, 2021 (Rs. In Lacs)						
A	Particulars	Quarter ended		Year ended		
		Audited 31.03.21	Unaudited 31.12.20	Audited 31.03.20	Audited 31.3.21	Audited 31.3.20
1	Income					
a	Revenue from operations	1353.15	1586.58	322.03	3819.66	580.03
b	Other Operating Income	(71.09)	140.98	511.18	417.74	511.18
	Total Income	1282.06	1727.56	833.21	4237.40	1091.21
2	Expenses:					
a	Cost of Material consumed	0.00	0.00	0.00	0.00	0.00
b	Purchase of Stock in Trade	687.01	688.61	0.38	1375.62	0.38
c	Changed in Inventories of finished goods, WIP & Stock in Trade	(6.17)	1.72	3.60	(6.22)	(0.18)
d	Employee benefits expense	42.05	33.56	45.61	130.88	73.55
e	Finance & Interest cost	10.42	4.00	2.01	17.79	2.01
f	Depreciation and amortization expense	14.82	13.41	12.26	50.43	19.12
g	Other expenses	423.29	629.46	199.94	1743.19	380.15
	Total Expenses	1171.43	1370.76	263.81	3311.49	475.04
3	Profit / (Loss) from Ordinary activities before exceptional items (1-2)	110.63	356.80	569.40	925.91	616.17
4	Exceptional items	0.00	0.00	0.00	0.00	0.00
5	Profit / (Loss) from Ordinary activities before tax (3+/-4)	110.63	356.80	569.40	925.91	616.17
6	Tax expenses	53.40	53.96	17.91	135.13	26.74
7	Net Profit / (Loss) from Ordinary activities after tax (5+/-6)	57.23	302.85	551.49	790.78	589.43
8	Other comprehensive Income, net of income Tax	(0.67)	2.88	(2.73)	3.51	(1.92)
9	Total Comprehensive income for the period (7+8)	56.57	305.73	548.76	794.29	587.51
10	Paid-up Equity share capital (Face Value of Rs. 10/- each)	24.00	24.00	24.00	24.00	24.00
11	Reserves excluding Revaluation Reserves as per balance sheet	1364.06	1307.50	561.94	1364.06	569.76
12 i)	Earnings per equity share (before extraordinary Items)					
	(a) Basic	23.57	127.39	228.65	330.95	244.80
	(b) Diluted	23.57	127.39	228.65	330.95	244.80
12 ii)	Earnings per equity share (after extraordinary Items)					
	(a) Basic	23.57	127.39	228.65	330.95	244.80
	(b) Diluted	23.57	127.39	228.65	330.95	244.80
Quarter & Year Ended 31st March, 2021						
B	INVESTOR COMPLAINTS					
	Pending at the beginning of the quarter				0	
	Received during the quarter				0	
	Disposed of during the quarter				0	
	Remaining unresolved at the end of the quarter				0	
Place : Nagpur Date : 30.06.2021		For and on behalf of the board of Directors SOBHAYGYA MERCANTILE LIMITED Sobhaygya Mercantile Limited				
		 Shrikant Bhangdiya MANAGING DIRECTOR DIN: 02628216		 Sonal Bhangdiya Director DIN: 03416775		



Sobhaygya Mercantile Limited
CIN NO: L45100MH1983PLC031671

B-61, Floor 6, Plot No. 210 B Wing Mittal Tower Free Press Journal Marg, Nariman Point, Mumbai- 400 021.
Tel no:022-22882125, Email Id: sobhaygyamercantile9@gmail.com Website:www.sobhaygyamercantile.com

CASH FLOW STATEMENT FOR THE PERIOD ENDED 31.03.2021

(Rs.In Lakh)

PARTICULARS	For the Quarter		For the Year		For the Year	
	Ended March 31, 2021	Ended December 31, 2020	Ended March 31, 2021	Ended March 31, 2020	March 31, 2020	March 31, 2020
A. CASH FLOW FROM OPERATING ACTIVITIES :						
Net Profit/(Loss) before Tax as per Profit and Loss Account	110.63	356.80	925.91		616.17	
Adjusted for :						
Other comper income	0.67	2.88	(3.52)		0.03	
Depreciation	14.82	13.41	50.43		19.12	
Share of profit from Investment in Firm	(71.11)	(55.62)	(559.95)	(513.03)	511.16	(492.06)
Operating Profit Before Working Capital Changes	55.01	226.35	412.88		124.11	
Adjusted for :						
Inventories	(6.17)	1.72	(6.22)		(0.18)	
Trade Receivable	(436.32)	(549.41)	(1,185.35)		(311.57)	
Other Current Asset	(90.10)	(163.77)	(297.28)		(43.18)	
Current Tax Assets	0.62	-	0.62		0.19	
Trade Payable	105.10	529.29	964.77		272.16	
Other Current Liability	58.76	(1.83)	37.70		37.72	
Short Term Provision	25.53	51.88	99.09		35.24	
Current Tax Liability	2.66		2.66			
less: Provision for tax	53.40	(399)	53.96	(186.06)	135.13	(519.15)
Cash from Operating Activities	(338.31)	40.30	(106.26)		87.75	
B. CASH FLOW FROM INVESTING ACTIVITIES :						
Purchase of Fixed Assets & Capital WIP	(15.83)	-	(93.52)		(124.95)	
Investment in Capital firm	20.63	(8.98)	254.48		(446.10)	
Increase in value of share	(0.67)	2.88	2.21		-	
Dividend Received	-		-			
Movement in Loans & Advances	21.58	(12.37)	9.31		(4.12)	
Net Cash used in Investing Activities	25.72	(18.47)	172.49		(575.17)	
C. CASH FLOW FROM FINANCING ACTIVITIES :						
Proceeds/ (Repayment) of ShortTerm Borrowing	450.75	(10.69)	90.35		492.44	
Proceed from Shares			-			
Long term Borrowing	37.85	(2.36)	30.76		0.03	
Net Cash used in Financing Activities	488.60	(13.05)	121.12		492.46	
Net Increase/(Decrease) in Cash and Cash Equivalents :	176.01	8.78	187.35		5.05	
Opening Balance of Cash & Cash Equivalents	17.01	8.71	5.87		0.63	
Closing Balance of Cash & Cash Equivalents	193.02	17.49	193.02		5.67	
Components of Closing Cash & Cash Equivalent						
Bank Balances	191.84	3.61	-		191.84	3.24
Cash-on-Hand		13.40	-			2.44

For and on behalf of the board of Directors

SOBHAYGYA MERCANTILE LIMITED

Sobhaygya Mercantile Limited

Shrikant Bhangdiya
Managing Director
DIN: 0252216

Sonal Bhangdiya
Director
DIN:03416775

Director

Place : Nagpur
Date : 30.06.2021



Sobhaygya Mercantile Limited

CIN NO: L45100MH1983PLC031671

B-61, Floor 6, Plot No. 210 B Wing Mittal Tower Free Press Journal Marg, Nariman Point, Mumbai- 400 021.

Tel no:022-22882125, Email Id: sobhagyamercantile9@gmail.com Website:www.sobhagyamercantile.com

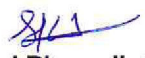
Segment Information for the period ended on 31st March 2021

(Rs.In Lakh)

Sr.no	Particulars	Year ended on 31.03.2021	Year ended on 31.3.2020
1	Segment Value of Sales and Services		
	Engineering Consultancy Segment	307.42	428.19
	Metal Sale (Stone Crusher) Segment	3,512.24	151.84
	Gross Value of Sales & services	3,819.66	580.03
	Less: Inter Segment Transfer value of Sales and Services		-
	Less: GST Recovered		-
	Revenue from operations	3,819.66	580.03
2	Segment Results (EBDITA)		
	Engineering Consultancy Segment	208.74	86.49
	Metal Sale (Stone Crusher) Segment	445.35	52.95
	Total Segment Profit before Interest, Depreciation, Tax and Amortization	654.09	139.44
3	Segment Results (EBIT)		
	Engineering Consultancy Segment	208.74	86.49
	Metal Sale (Stone Crusher) Segment	394.92	33.83
	Total Segment Profit before Interest and Tax	603.65	120.32
	(i) Finance cost	-17.79	-2.01
	(ii) Other Income	417.74	511.18
	(iii) Other Unallocable Expenses	-77.69	-13.32
	Profit Before Tax	925.91	616.17
	(i) Current Tax	134.20	26.26
	(ii) Deferred Tax	-	0.48
	Profit After Tax	791.71	589.43
4	Segment Asset		
	Engineering Consultancy Segment	55.80	297.06
	Metal Sale (Stone Crusher) Segment	1,536.05	195.45
	Unallocable Assets	1,904.88	984.58
	Total Segment Asset	3,496.72	1,477.09
5	Segment Laibilities		
	Engineering Consultancy Segment	96.10	161.86
	Metal Sale (Stone Crusher) Segment	817.05	181.94
	Unallocable Liabilities	2,559.57	539.53
	Total Segment Laibilities	3,472.72	883.33

For and on behalf of the board of Directors

SOBHAYGYA MERCANTILE LIMITED Sobhaygya Mercantile Limited


Shrikant Bhangdiya
Managing Director
DIN: 02628216
Sonal Bhangdiya
Director
DIN:03416775

Director

Place : Nagpur
Date : 30.06.2021



Independent Auditor's Report on Quarterly Financial Results and Year to Date Results of the Company Pursuant to the Regulation 33 of the SEBI (Listing Obligations and Disclosure Requirements) Regulations, 2015

To,
Board of Directors,
Sobhaygya Mercantile Limited.

Opinion

We have audited the accompanying financial results of Sobhaygya Mercantile Limited (“the company”) for the quarter and year ended March 31, 2021, attached herewith, being submitted by the company pursuant to the requirement of Regulation 33 of the SEBI (Listing Obligations and Disclosure Requirements) Regulations, 2015, as amended (“the Listing Regulations”).

In our opinion and to the best of our information and according to the explanations given to us these financial results:

- i. are presented in accordance with the requirements of Regulation 33 and Regulation 52 of the Listing Regulations in this regard; and
- ii. give a true and fair view in conformity with the recognition and measurement principles laid down in the applicable Indian Accounting Standards and other accounting principles generally accepted in India, of the net profit and other comprehensive income and other financial information for the year ended March 31, 2021.

Basis for Opinion

We conducted our audit in accordance with the Standards on Auditing (“the SAs”) specified under Section 143(10) of the Companies Act, 2013 (“the Act”). Our responsibilities under those Standards are further described in the Auditor’s Responsibilities for the Audit of the Financial Results section of our report. We are independent of the Company in accordance with the Code of Ethics issued by the Institute of Chartered Accountants of India together with the ethical requirements that are relevant to our audit of the financial results under the provisions of the Companies Act, 2013 and the Rules thereunder, and we have fulfilled our other ethical responsibilities in accordance with these requirements and the Code of Ethics. We believe that the audit evidence we have obtained is sufficient and appropriate to provide a basis for our opinion.

Management’s Responsibilities for the Financial Results

This statement which, includes financial results for the three months and year ended 31" March, 2021 have been compiled from the annual audited financial statements.

The Company’s Board of Directors are responsible for the preparation of these financial results that give a true and fair view of the net profit and other comprehensive income and other financial information in accordance with the recognition and measurement principles laid down in the Indian Accounting Standards prescribed under Section 133 of the Act read with relevant rules issued



thereunder and other accounting principles generally accepted in India and in compliance with Regulation 33 of the Listing Regulations. This responsibility also includes maintenance of adequate accounting records in accordance with the provisions of the Act for safeguarding of the assets of the Company and for preventing and detecting frauds and other irregularities; selection and application of appropriate accounting policies, making judgments and estimates that are reasonable and prudent; and design, implementation and maintenance of adequate internal financial controls that were operating effectively for ensuring the accuracy and completeness of the accounting records, relevant to the preparation and presentation of the financial results that give a true and fair view and are free from material misstatement, whether due to fraud or error.

In preparing the financial results, the Board of Directors are responsible for assessing the Company's ability to continue as a going concern, disclosing, as applicable, matters related to going concern and using the going concern basis of accounting unless the Board of Directors either intends to liquidate the Company or to cease operations, or has no realistic alternative but to do so.

The Board of Directors are also responsible for overseeing the Company's financial reporting process.

Auditor's Responsibilities for the Audit of the Financial Results

Our objectives are to obtain reasonable assurance about whether the financial results as a whole are free from material misstatement, whether due to fraud or error, and to issue an auditor's report that includes our opinion. Reasonable assurance is a high level of assurance, but is not a guarantee that an audit conducted in accordance with the SAs will always detect a material misstatement when it exists. Misstatements can arise from fraud or error and are considered material if, individually or in the aggregate, they could reasonably be expected to influence the economic decisions of users taken on the basis of these financial results.

As part of an audit in accordance with the SAs, we exercise professional judgment and maintain professional skepticism throughout the audit. We also:

- Identity and assess the risks of material misstatement of the financial results, whether due to fraud or error, design and perform audit procedures responsive to those risks, and obtain audit evidence that is sufficient and appropriate to provide a basis for our opinion. The risk of not detecting a material misstatement resulting from fraud is higher than for one resulting from error, as fraud may involve collusion, forgery, intentional omissions, misrepresentations, or the override of internal control.
- Obtain an understanding of internal control relevant to the audit in order to design audit procedures that are appropriate in the circumstance. Under Section 143(3)(i) of the Act, we are also responsible for expressing our opinion on whether the Company has adequate internal financial controls with reference to financial statements in place and the operating effectiveness of such controls.
- Evaluate the appropriateness of accounting policies used and the reasonableness of accounting estimates and related disclosures made by the Board of Directors in the financial results.
- Conclude on the appropriateness of the Board of Directors' use of the going concern basis of accounting and, based on the audit evidence obtained, whether a material uncertainty exists related to events or conditions that may cast significant doubt on the Company's ability to continue as a going concern. If we conclude that a material uncertainty exists, we are required



to draw attention in our auditor's report to the related disclosures in the financial results or, if such disclosures are inadequate, to modify our opinion. Our conclusions are based on the audit evidence obtained up to the date of our auditor's report. However, future events or conditions may cause the Company to cease to continue as a going concern.

- Evaluate the overall presentation, structure and content of the financial results, including the disclosures, and whether the financial results represent the underlying transactions and events in a manner that achieves fair presentation.

We communicate with those charged with governance regarding, among other matters, the planned scope and timing of the audit and significant audit findings, including any significant deficiencies in internal control that we identify during our audit.

We also provide those charged with governance with a statement that we have complied with relevant ethical requirements regarding independence, and to communicate with them all relationships and other matters that may reasonably be thought to bear on our independence, and where applicable, related safeguards.

Other Matters

The annual financial results include the results for the quarter ended 31st March, 2021 being the balancing figure between the audited figures in respect of the full financial year and the published unaudited year to date figures up to the third quarter of the current financial year which were subject to limited review by us.

FOR JOSHI & SHAH
(Chartered Accountants)
Firm Registration No. - 144627W

JAYDIP Digitally signed by
JAYDIP
JAYANTILAL JOSHI
AL JOSHI Date: 2021.06.30
20:39:05 +05'30'

Jaydip Joshi
(Partner)
Membership No. - 170300
UDIN: 21170300AAAACD8125

Place: Mumbai
Date: 30th June, 2021